

2020 2-00590





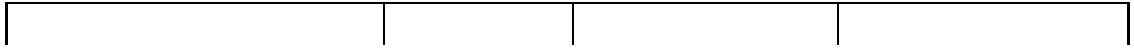









--	--	--	--




[Redacted]

■

■






()



2.	






Diagram showing a horizontal line with three vertical tick marks below it, indicating a segmented structure.

1		
2		
3		
4		
5		

--	--	--	--

1.		
2.		
4.		
1.		
2.		
1		
3.		
4.		

1.					
2.					
1					
2					
3					
4					
3.					
1					
4.					
1.					
2.					
1					
3.					
1					
4.					
1.					
2.					
3.					
4.					
1.					
2.					


1		
2		
3		
4		
5		

-				

1		
2		
3		
4		
5		

■


© 2000 Pearson Education, Inc. All rights reserved.



			/

/	

		/
		/
		/



\$† ì ibAViÑ ëóŸ gT€¿9ñ %RVˆ0 óŸ ìÑ





			/	/
